
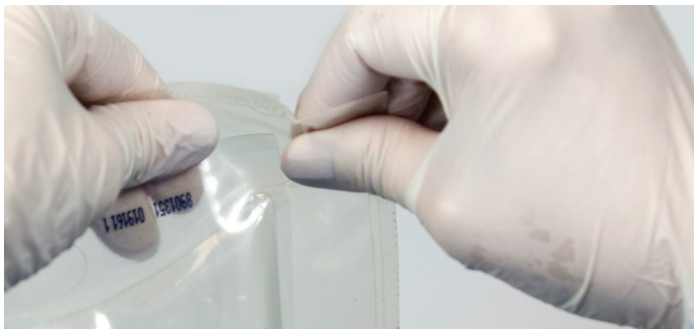


Preparation Instructions for Nutrilipid® 20% Pharmacy Bulk Pack (1L) Bags for Pharmacists

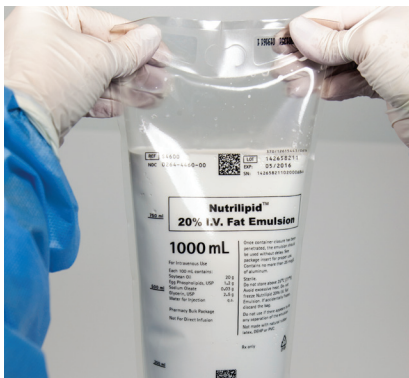
Step 1: Inspect infusion bag overwrap and primary bag and do not use if damaged. Inspect oxygen indicator and do not use if oxygen indicator is pink or dark pink. Use only if container and seals are intact.



Step 2: To open, tear overwrap starting from the tear notches. Remove Nutrilipid® 20% bag from overwrap and discard oxygen indicator, oxygen absorber and overwrap.



Step 3: Inspect Nutrilipid® 20% bag visually. Parenteral drug products should be inspected visually for particulate matter and discoloration prior to administration, whenever solution and container permit. Inspect Nutrilipid® 20% to ensure that the emulsion has not separated. Discard the bag if any particulates or discoloration are observed.



Step 4: Remove aluminum foil of outlet port at the bottom of the bag and attach administration set.



Step 5: Hang bag on IV Pole. If infusion pumps are used, flow rates of each parenteral fluid should be controlled with a separate pump.

Refer to product labeling for full prescribing information and instructions for use.

B | BRAUN
SHARING EXPERTISE