






# CARESITE Micro™ Extension Set

with removable CARESITE Micro Luer Access Device, Wedge™ Catheter Stabilizer, and Spin-Lock® Connector

<b>REF</b>	354277
<b>LENGTH</b>	8 in. (20 cm) (approx.)
<b>PRIMING VOLUME</b>	1 mL (approx.)



<b>STERILE</b>	<b>EO</b>	Sterilized using ethylene oxide	 Single Use	 Do not resterilize
 Non-pyrogenic	 Single sterile barrier system	 CAUTION		
Not made with natural rubber latex or DEHP. Rx only A4809116-2 REV. 9/23				

 **CAUTION:** SET CONTAINS REMOVABLE LUER ACCESS DEVICE.

**PRECAUTION:** NOT INTENDED FOR USE WITH POWER INJECTORS.

Intended for direct injection, intermittent infusion, continuous infusion, or aspiration.

**Instructions for Use:** Use Aseptic Technique.

- Tighten luer access device before use.
- **To access CARESITE Micro Luer Access Device:** Swab top of luer access device vigorously for 15 seconds with 70% Isopropyl Alcohol and allow to air dry prior to use. Use a luer connector without a needle. After medication administration, flush per institutional protocol.
- Replace set per CDC guidelines.

- Compatible with male luer connectors of internal diameter (ID) between 0.067 in. (1.7 mm) and 0.114 in. (2.9 mm).
  1. Prime extension set to ensure air is expelled.
  2. Firmly attach connectors to desired connections.
  3. When using Wedge Catheter Stabilizer, with flat surface toward skin, slide Wedge Catheter Stabilizer on tubing and firmly position onto patient connector.
  4. Secure Wedge Catheter Stabilizer to patient with tape, applying firm but gentle pressure over all surfaces of Wedge Catheter Stabilizer.

**B. Braun Medical Inc.**  
Bethlehem, PA 18018-3524 USA  
1-800-227-2862

**B | BRAUN**